








# Battleship Target



## Instructions:

1. If shooting with a friend, hang 2 targets side-by-side, with the eye level marker at each shooter's eye level.
2. 10ft is a good starting distance for this exercise.
3. Take turns, shooting 2 rounds at a time, until all dots are hit, and all ships are "sunk".

For additional effect, first cover the dots with leftover 0.5" repair pasters from a reactive target (such as the "Shoot-n-See")